



**KHSAA TITLE IX
ANNUAL REPORT SUBMISSION
STATUS REPORT
2007-2008**

KHSAA
Form T65
Revised 3/08

TO: KHSAA Member School Superintendents, Principals, and Athletic Directors

FROM: Brigid L. DeVries, Commissioner
Larry Boucher, Assistant Commissioner

DATE: 4/21/2008

School	Knox Central	Reviewed by	Jenny McCarty
--------	--------------	-------------	---------------

The following is a status report regarding the required 2007 - 2008 Title IX Annual Report submission of forms due into the KHSAA office by April 15, 2008. Appropriate KHSAA Audit Team personnel have reviewed these forms and the following is a summary of this review.

I. Checklist of Forms properly submitted in a satisfactory manner:

X	GE 19 (Annual Verification)	X	T-35 (Budget Expenses)
X	T-1 (Summary Program Chart 1)	X	T-36 (Budget Expenses)
X	T-2 (Summary Program Chart 2)	X	T-41 (Checklist – Overall Interscholastic Program)
X	T-3 (Summary Program Chart 3)		T-60 (Corrective Action Plan)
x	T-4 (Summary Program Chart 4)	X	T-63 (Interscholastic Survey Results)

II. Status

A.		2007 – 2008 Forms are satisfactory and no further information or action is necessary at this time.
B.	X	Errors have been noted with respect to the following forms: Your corrective action plan should be more detailed with a thorough explanation given.
C.		The following forms were omitted and must be submitted by school representatives:
D.		According to the 2007-2008 data, the school appears to be meeting the standards established in: <input checked="" type="checkbox"/> Test 1 (Athletic participation is proportionate to enrollment) <input type="checkbox"/> Test 2 (History and continuing practice of program expansion) <input checked="" type="checkbox"/> Test 3 (Full and effective accommodation of interests and abilities)
E.		Other Recommendation and Comments: <ul style="list-style-type: none"> Please submit to the KHSAA the minutes of your Gender Equity Committee for the 2008-2009 school year with your annual report. Your school reported a large expenditure for awards for football and no expenditures for any other sport. Your Gender Equity Committee should review your school's award policies to ensure that there is equity. The expenditures reported for boys and girls this year appear to show an inequity in benefits provided. Your spending for male participants was 64% of your athletic budget; however, you actually had more female participants. You spent \$661 per male participant and \$361 per female participant. Your school did not submit documentation that would explain this wide disparity in spending. Your Gender Equity Committee should closely monitor athletic expenditures to ensure that this pattern in spending does not continue.



**KENTUCKY HIGH SCHOOL ATHLETIC ASSOCIATION
2007-2008 ANNUAL VERIFICATION OF TITLE IX PROCEDURES**

KHSAA Form GE19
Rev. 12/07

(To be submitted by April 15, 2008 along with other required forms)

The Knox Central High School, Banbournville, Kentucky
(Name of High School) (City)

certifies to the Kentucky High School Athletic Association that the following is an accurate and true representation of the facts surrounding compliance with 20 U.S.C. Sections 1681-1688, et. Seq. (also known as Title IX)

I certify the following provisions in accordance with records at the school contained in the permanent Title IX file, at least one copy of which must be maintained in the Principal's office, and to the best of my knowledge have completed the following tasks.

Established a gender equity committee at the high school. (list committee personnel and provide attachment if necessary)

Name	Address	Phone	Title
(Supt., Principal, Student, Parent, Coach, Etc.)			
Tom Smith	100 Panther way	Banbournville Ky 606-546-9253	AD
Tim Roark	100 Panther way	Banbournville Ky 546-9253	Principal
Barb Gregory	100 Panther way	Banbournville Ky 546-9253	Volleyball / Softball Coach
Marsha Barnett	100 Panther way	Banbournville Ky 546-9253	Parent
G. Wilder	100 Panther way	Banbournville Ky 546-9253	Girls Track - Cross-Country Coach
Steve Partin	100 Panther way	Banbournville Ky 546-9253	Boys Track Coach
Zak Walker, Josh Tuttle, Niki Martin, Samantha Whitehead			Students

Scheduled a minimum of three meetings during the 2007-2008 school year on the following dates:

Aug 26
Oct 7
March 17

Designated the following person(s) as the Title IX coordinator for the school:

Name	Title	Address	Phone
Tom Smith	AD	100 Panther way	606-546-9253

Designated the following person(s) as the Title IX coordinator for the district:

Name	Title	Address	Phone
Melena O'Daniel	Assist. Supt.	200 Daniel Boone Dr.	606-546-3157

School personnel are continuing to make periodic reviews of the boys' and girls' athletics program reflected in the Corrective Action Plan.

In addition to the above information, the above referenced school maintains a complete permanent file relative to Title IX records including copies of the self-assessment audit, all corrective action plans, and other related materials.

Jim Roark
Principal's Signature
Walter T. Sheets
Superintendent Signature

4/14 2008
Date
Carla Jordan
School Board Chairpersons' Signature

(Send original copy to KHSAA - Maintain duplicate in Title IX school folder)

2007-2008
ACCOMMODATION OF INTERESTS AND ABILITIES
SUMMARY PROGRAM CHART 1

KHSAA
 Form T1
 Rev. 12/07

Participation Opportunities Test One

		(Column 1)	(Column 2)	(Column 3)	(Column 4)
	Program	Enrollment	Percentage of Total Enrollment	Number of Interscholastic Participants (double and triple count)	Percentage of Total Participation
Row 1	GIRLS	490	49.45	183	50.4
Row 2	BOYS	501	50.55	180	49.6
Row 3	Totals	991	100%	363	100%

Instructions:

*Number of 8th grade students & below used in Column 3 and Column 4 calculations if applicable: 0

- 1) Determine the total number of girls enrolled, (place in Row 1, Column 1). Determine the total number of boys enrolled, (place in Row 2, Column 1).
- 2) Add the total number of girls and boys enrolled to determine total enrollment, (place in Row 3, Column 1).
- 3) Calculate the percentage of total enrollment that is female. (Divide Row 1, Column 1 by Row 3, Column 1 and place in Row 1, Column 2.) Calculate the percentage of total enrollment that is male. (Divide Row 2, Column 1 by Row 3, Column 1 and place in Row 2, Column 2.) Note: Row 1, Column 2 plus Row 2, Column 2 should total 100%.
- 4) Ask the head coaches to review the most updated eligibility or squad lists for their teams. Ask coaches to confirm the names of those individuals who are on the team as of the first **date of regular season competition**, and cross out the names of those who were cut from the team or quit the team prior to the first regular season competitive event. Determine the total number of interscholastic athletics participants that are girls, (and place in Row 1, Column 3). In order to determine the total number of athletics participants, an individual should be counted each time he or she participates on a team. For example, if Jane Doe competes on the varsity volleyball team, the junior varsity volleyball team, the junior varsity basketball team, and the varsity softball team, she should be counted as four participants (**do not include club or intramural sports participants, cheerleaders, dance teams, or pom squads**). Calculate the same way for boys and girls. * In addition, should 8th grade students and below play on a Freshman, Junior Varsity, or Varsity team, they should also be counted for each team and sport on which they participate. If applicable, please asterisk the above notation as to how many 8th grade students & below are included in the totals.
 Using the same procedure, determine the total number of interscholastic athletic participants that are boys, (and place in Row 2, Column 3). Add Row 1, Column 3 plus Row 2, Column 3 to get total participants and place in Row 3, Column 3.
- 5) Calculate the percentage of female participation. (Row 1, Column 3 divided by Row 3, Column 3 and place in Row 1, Column 4.) Calculate the percentage of male participation. (Row 2, Column 3 divided by Row 3, Column 3 and place in Row 2, Column 4.) Note: Row 1, Column 4 plus Row 2, Column 4 should total 100%.

Note: While being within three percent is not a formal compliance standard; if the percent listed in Row 1, Column 4 is within 3% of Row 1, Column 2, then it provides a good target within which compliance is likely.

Principal's Signature: Jim Roach Date: 4/14/08
 Copyright 1999, Good Sports, Inc., Title IX and Gender Equity Specialists. All rights reserved.

2007-2008
ACCOMMODATION OF INTERESTS AND ABILITIES
SUMMARY PROGRAM CHART 2

KHSAA
 Form T2
 Rev. 12/07

Participation Opportunities Test Two

		Column 1	Column 2	Column 3	Column 4	Column 5
Program		Number of Teams Currently Offered	Number of Participants	Number of Teams Added Since the beginning of the 2003-2004 School Year	Current Number of Participants for each team added Since the beginning of the 2003-2004 School Year	Percent of Total Participation By Sex Added Since the beginning of the 2003-2004 School Year
GIRLS	Row 1	varsity:	8	129	1	15
	Row 2	j.v.:	4	44	0	0
	Row 3	frosh:	1	10	0	0
	Row 4	total:	13	183	1	15
BOYS	Row 5	varsity:	8	106	1	1
	Row 6	j.v.:	4	43	0	0
	Row 7	frosh:	2	31	0	0
	Row 8	total:	14	180	1	1

- 1) For Column 1, list the number of interscholastic teams offered for girls and boys at each competitive level (varsity, junior varsity, and freshman). For girls, total each of the entries in Rows 1, 2, and 3 into Row 4. For boys, total Rows 5, 6, and 7 into Row 8.
- 2) For Column 2, list the number of participants at each level. For girls, total each of the entries in Rows 1, 2, and 3 into Row 4. For boys, total Rows 5, 6, and 7 into Row 8. **Note:** The totals in Row 4 for girls and in Row 8 for boys must be the same as the totals in Form T-1, Column 3, Rows 1 and 2 respectively.
- 3) For Column 3, list the number of interscholastic teams that have been added in the last five years at each competitive level. Count each team added during the 5 year period only one time. e.g. Girl's junior varsity soccer was added 3 years ago, count the team only once, not 3 times. For girls, total the entries in Rows 1, 2, and 3 into Row 4. For boys, total Rows 5, 6, and 7 into Row 8.
- 4) For Column 4, list the number of participants that are **currently** on each level of the teams that were added in the last five years. If a team was added previously but no longer exists, there are no current participants to be added for that team. For girls, total the entries in Rows 1, 2, and 3 into Row 4. For boys, total Rows 5, 6, and 7 into Row 8.
- 5) For Column 5, calculate the percentage of participants that have been added in the last five years. For girls, take the number in Column 4, Row 4 and divide by the number in Column 2, Row 4. For boys, take the number in Column 4, Row 8 and divide it by the number in Column 2, Row 8.

Note: If the percentage of current participants added in the last five years is 25% or greater, compliance with Test Two may be possible. If less than 25%, then compliance with Test Three should be analyzed. **CAUTION:** 25% is not a formal compliance standard.

Principal's Signature: Jim Roach Date: 4/14/08

2007-2008
ACCOMMODATION OF INTERESTS AND ABILITIES
SUMMARY PROGRAM CHART 3

KHSAA
 Form T3
 Rev. 12/07

Participation Opportunities Test Three

FOR ANY QUESTION ANSWERED "YES" IDENTIFY THE RESPECTIVE SPORT(S).

	GIRLS (Yes / No)		BOYS (Yes / No)
1. For a sport <u>not</u> currently offered in your interscholastic athletics program, is there sufficient interest to form a viable interscholastic team based on participation on an intramural team.	NO		NO
2 For a sport <u>not</u> currently offered, is there sufficient interest, based on the responses to your most recent Student Interest Survey, to form a viable interscholastic team for a sport not currently offered. If yes, what sport?	NO		NO
3. For a sport currently offered at the junior varsity or freshman level is there sufficient interest, based on your most recent Student Interest Survey, to form a varsity team not currently offered?	NO		NO
4. For a sport currently offered at the varsity level only, is there sufficient interest, based on your most recent Student Interest Survey, to form a viable team for a junior varsity or freshman team that is not currently offered?	NO		NO
5. If you answered YES to question (1), (2), (3), or (4), are there enough high schools in the geographic area offering the sport (at the appropriate level) to allow for the development of a reasonable schedule of competition?	NO		NO

Plans to Address Interest:

Principal's Signature : Jim Rosh Date: 4/14/08

**2007-2008
ACCOMODATION OF INTERESTS AND ABILITIES
SUMMARY PROGRAM CHART 4**

Levels of Competition Test One

		Column 1	Column 2	Column 3
Girls	Team Levels	Number of Teams Currently Offered	Number of Participants	Percentage of Participants at Each Level
Row 1	varsity:	8	129	70
Row 2	j.v.:	4	44	24
Row 3	frosh:	1	10	6
Row 4	total:	13	183	100%
Boys				
Row 5	varsity:	8	106	59
Row 6	j.v.:	4	43	24
Row 7	frosh:	2	31	17
Row 8	total:	14	180	100%

- 1) Column 1, list the number of interscholastic teams offered for girls and boys at each competitive level; varsity, junior varsity, and freshman. (Refer to Form T-2, Accommodation of Interests and Abilities, Summary Program Chart 2, Column 1.)
- 2) For Column 2, list the number of participants at each level. For girls, total the entries in Rows 1, 2, and 3 into Row 4. For boys, total the entries in Rows 5, 6, and 7 into Row 8. (Refer to Form T-2, Accommodation of Interests and Abilities, Summary Program Chart 2, Column 2.)
- 3) For Column 3, calculate the percentage of female and male participants at each level.
 For girls' varsity, junior varsity, and frosh, respectively:
 Divide Column 2, Row 1 by Column 2, Row 4, and place the percentage in Column 3, Row 1
 Divide Column 2, Row 2 by Column 2, Row 4, and place the percentage in Column 3, Row 2.
 Divide Column 2, Row 3 by Column 2, Row 4, and place the percentage in Column 3, Row 3.

 For boys' varsity, junior varsity, and frosh, respectively:
 Divide Column 2, Row 5 by Column 2, Row 8, and place the percentage in Column 3, Row 5.
 Divide Column 2, Row 6 by Column 2, Row 8, and place the percentage in Column 3, Row 6.
 Divide Column 2, Row 7 by Column 2, Row 8, and place the percentage in Column 3, Row 7.

Principal's Signature: Jim Roach Date: 4/14/09

**2007-2008
ACTUAL EXPENDITURES - PROGRAM COMPARISON CHART 2
TO INCLUDE BOOSTER CLUB FUNDING**

	equipment and supplies		travel		awards		coaches' salaries (to include supplemental and extended employment; dollar amount required)		facilities improvements		publications (if sport-specific)	
	School	Booster	School	Booster	School	Booster	School	Booster	School	Booster	School	Booster
G track	2726.60		602.62	D	D	0	2600.00	2	1	New		
B track	1000.00		602.62	D	D	0	2600.00	2	1	New		
G tennis	720.30		307.96	D	D	D	2600.00	2	1			
B tennis	D		307.96	D	D	D	2600.00	2	1			
G volleyball	1185.00		1150.59	D	D	D	2600.00	2	2	New		
B wrestling												
G (list sport)												
B football	23,674.28		3764.75	3658.44	D	6119.30	18000.00	6	3	New		545.00
G (list sport)												
B (list sport)												

- Total expenditures on T-35 and T-36 on the 2007-2008 year report due by April 15, 2008, should reflect the total monies spent (rounded off to nearest dollar) for the entire school year of 2006-2007 ending June 30, 2007.
- Booster Club Funding/Contributions must be included in the above expenditures totals. Indicate percentage of total expenditures for each gender: (if disparities are obvious, list on your Corrective Action Plan (T-60) what action you will take to correct the problem).

Gender	Expenditures	Percentage
Boys	\$ 119,125.00	64
Girls	\$ 66,172.00	36
Total:	\$ 185,297.00	100%

Principal's Signature: Jim Reade Date: 4/14/08

**2007-2008
ACTUAL EXPENDITURES - PROGRAM COMPARISON CHART 1
TO INCLUDE BOOSTER CLUB FUNDING**

	equipment and supplies		travel		awards		coaches' salaries (to include supplemental and extended employment; dollar amount required)	facilities improvements		publications (if sport-specific)	
	School	Booster	School	Booster	School	Booster		School	Booster	School	Booster
G basketball	19,877. ⁰⁰	0	1737.53	0	0	0	14,000. ⁰⁰	3	3		
B basketball	24,090. ⁰⁰	0	1424.25	0	0	0	14,000. ⁰⁰	3	3		
G softball	1706.02	0	750.90	0	0	0	3200. ⁰⁰	3	2		
B baseball	2435. ⁰⁰	0	1881.99	0	0	0	3200. ⁰⁰	3	2		
G cross country	1828. ⁰⁰	0	1376.63	0	0	0	2400. ⁰⁰	2	2		
B cross country	2000. ⁰⁰	0	1376.63	0	0	0	2400. ⁰⁰	2	2		
G golf	349. ⁰⁰	0	0	0	0	0	2000. ⁰⁰	1	1		
B golf	0	0	0	0	0	0	2000. ⁰⁰	1	1		
G soccer	—	0	—	—	—	—	—	—	—	—	—
B soccer	—	0	—	—	—	—	—	—	—	—	—
G swimming	250. ⁰⁰	0	0	0	0	0	1000. ⁰⁰	1	0		
B swimming	250. ⁰⁰	0	0	0	0	0	1000. ⁰⁰	1	0		

- Total expenditures on T-35 and T-36 on the 2007-2008 year report due by April 15, 2008, should reflect the total monies spent (rounded off to nearest dollar) for the entire school year of 2006-2007 ending June 30, 2007.
- Booster Club Funding/Contributions must be included in the above expenditures total. (Note: It is illegal for coaches to be paid by Booster Clubs - Reference KHSAA Bylaw 27)

Principal's Signature: *Jim Peak*
 Copyright 1999, Good Sports, Inc., Title IX and Gender Equity Specialists. All rights reserved.

Date: 4/14/08

2007-2008 KHSAA TITLE IX ATHLETICS AUDIT

KHSAA
Form T41
Rev. 12/07

Checklist - Overall Interscholastic Athletics Program

DIRECTIONS:

For the Areas of Compliance (Opportunities and Benefits) listed on the left hand side of the page, place a checkmark under the appropriate column identifying whether your school provided an advantage to the Girls' Program, or to the Boys' Program or to Neither Program. A review of T-35 and T-36 spending patterns might be helpful in completing this form.

Areas of Compliance:	ADVANTAGE TO:		
	GIRLS' PROGRAM	BOYS' PROGRAM	NEITHER PROGRAM
OPPORTUNITIES			✓
Accommodation of Interest and Abilities			✓
BENEFITS			
Equipment and Supplies			✓
Scheduling of Games and Practice Time			✓
Travel and Per Diem Allowances			✓
Coaching			✓
Locker Rooms, Practice and Competitive Facilities			✓
Medical and Training Facilities and Services			✓
Publicity			✓
Support Services			✓
Athletic Scholarships			✓
Tutoring			✓
Housing and Dining Facilities and Services			✓
Recruitment of Student Athletes			✓

If an advantage is shown, corrective action should be shown on T-60 (Corrective Action Plan).

Principal's Signature: Jim Roub Date: 4/14/08

2007-2008
TITLE IX
CORRECTIVE ACTION PLAN

SCHOOL NAME
Knex Central HS

DIRECTIONS:

1. For Column 1, indicate the intended area (Opportunities or Benefits) which needs corrective action in order to achieve gender equity. For Column 2, write the suggested change or activities that will correct the area in need of alteration. For Column 3, include the estimated completion date for the changes or activities.
2. It is possible to attain compliance with Title IX and no longer need "corrective" action. However, the KHSAA strongly encourages compliant schools to identify items for improvement (Column 1), activities to accomplish the improvement (Column 2) and a timetable for completion (Column 3) that will strengthen the athletic program.
3. You may copy this form as needed. Please attach corrective action plans along with audit forms and submit by April 15, 2008.

COLUMN 1	COLUMN 2	COLUMN 3
ITEM FOR CORRECTION/ IMPROVEMENT	SUGGESTED CHANGE/ ACTIVITIES	TIME TABLE FOR CORRECTIVE ACTION/ AND OR COMPLETION DATE
Athletic Complex	177X100 Indoor	2008 or ASAP They are working on it now.

Principal's Signature: Jim Roach Date: 4/14/08

Knox County Public Schools

Survey Results

[[Main](#)] [[Results as Table \[?\]](#)] [[Export Results to CSV as Text or Numeric Values \[?\]](#)]

Results for Survey #29: KHSAA Interscholastic Athletics Student Survey

Questions marked with a [*] were required.

Filter On Checked Questions  [?]

Survey Time Stats

Average Completion Time: 0min 0sec (Min: 0min 0sec, Max: 0min 0sec)

Average Time before Quit: 0min 0sec

1. Is the school district offering the interscholastic sport(s) you want to play?







Yes	- 254	61.20%
No	- 92	22.17%
I am not interested in athletics	- 69	16.63%
Total Answers	- 415	

2. During the fall season, which sport would you like to play?








Football	- 106	21.03%
Volleyball (Girls)	- 83	16.47%
Cross Country (Boys)	- 38	7.54%
Cross Country (Girls)	- 32	6.35%
Golf (Boys)	- 15	2.98%
Golf (Girls)	- 21	4.17%
Soccer (Boys)	- 20	3.97%
Soccer (Girls)	- 55	10.91%
I would not participate	- 134	26.59%
Total Answers	- 504	

3. During the winter season, which sport would you like to play?



Basketball (Boys)	- 81	17.27%
Basketball (Girls)	- 48	10.23%

Swimming and Diving (Boys)	- 13		2.77%
Swimming and Diving (Girls)	- 51		10.87%
Wrestling (Boys)	- 42		8.96%
Indoor Track (Boys)	- 31		6.61%
Indoor Track (Girls)	- 41		8.74%
I would not participate	- 162		34.54%
Total Answers	- 469		

4. During the spring season, which sport would you like to play?

Track (Boys)	- 53		11.37%
Track (Girls)	- 56		12.02%
Tennis (Boys)	- 26		5.58%
Tennis (Girls)	- 65		13.95%
Fast Pitch Softball (Girls)	- 54		11.59%
Baseball (Boys)	- 57		12.23%
I would not participate	- 155		33.26%
Total Answers	- 466		

5. Do you participate in intramural sports?

Yes (if so, please answer question 6)	- 44		10.73%
No (continue to question 7)	- 366		89.27%
Total Answers	- 410		

6. If you answered yes to question 5, please list the intramural sports you participate in.

Total Answers - 43


[[View Answers](#)]









7. Which intramural sports, if any, would you like to see added?

Total Answers - 252

[[View Answers](#)]

8. Do you participate in non-school sport activities?

Yes (if so, please answer question 9)	- 120		29.56%
---------------------------------------	-------	--	--------

Lacrosse (Boys)	- 33		4.35%
Lacrosse (Girls)	- 15		1.98%
Rifle	- 96		12.65%
Rodeo	- 70		9.22%
Slow Pitch Softball	- 25		3.29%
Volleyball (Boys)	- 16		2.11%
Weightlifting	- 61		8.04%
I would not participate	- 74		9.75%
Total Answers	- 759		

13. Optional - If you would like to be contacted by a coach, please provide this information: Name and age

Total Answers - 95

[[View Answers](#)]

[[Main](#)]